


LA412PKGUL

12VDC SOLAR RESIDENTIAL LINEAR ACTUATOR

The most solar-optimized swing gate operator on the market.



PRODUCT HIGHLIGHTS

SOLAR CHARGE myQ® TECHNOLOGY
Allows You to Securely Monitor and Control Your Gate Operator from Anywhere with the myQ App

RELIABLE

HEAVY-DUTY DC MOTOR PERFORMS IN THE MOST DEMANDING APPLICATIONS.

SMOOTH START/STOP OPERATION AND MID-TRAVEL REVERSAL EXTEND HARDWARE LIFE OF THE GATE AND OPERATOR.

SURGE SUPPRESSION PROVIDES INDUSTRIAL SURGE AND LIGHTNING PROTECTION AGAINST STRIKES UP TO 50 FEET AWAY.

WARRANTY 2 YEARS.

SMART

SOLAR-POWERED, ENERGY-EFFICIENT SYSTEM ELIMINATES EXPENSIVE TRENCHING COSTS TO PULL POWER TO THE GATE.

myQ TECHNOLOGY ENABLES YOU TO SECURELY CONTROL AND MONITOR YOUR GATE OPERATOR FROM ANYWHERE.*

WIRELESS DUAL-GATE COMMUNICATION SYNCHRONIZES GATE OPENING/CLOSING AND ELIMINATES EXPENSIVE DRIVEWAY TRENCHING COSTS.

BI-PART DELAY MONITORS AND ADJUSTS SPEED AND POSITION OF EACH WING TO ENSURE PRIMARY GATE CLOSES LAST.

RESIDENTIAL FEDERAL TAX CREDIT: QUALIFIES FOR A 30% TAX CREDIT ON SOLAR GATE OPERATORS AND INSTALLATION THROUGH 2022.

SAFE AND SECURE

SECURITY+ 2.0® SAFEGUARDS FACILITY ACCESS WITH ROLLING CODE TECHNOLOGY, OPENING FOR REGISTERED DEVICES ONLY.

INHERENT REVERSING SENSOR DETECTS OBSTRUCTIONS AND REVERSES GATE WHEN CLOSING OR STOPS/REVERSES THE GATE WHEN OPENING.

FIRE DEPARTMENT COMPLIANCE ALLOWS GATE TO AUTO-OPEN UPON LOSS OF AC POWER OR BATTERY DEPLETION.


MANUAL DISCONNECT WHEN UNLOCKED ALLOWS GATE TO BE OPENED MANUALLY.

UL® LISTED GATE OPERATORS WITH MONITORED SAFETY ENTRAPMENT PROTECTION DEVICES.

*Cellular data or Wi-Fi® connection required. Test equipment regularly and follow safety instructions.

INCLUDED ACCESSORIES:

MONITORED RETRO-REFLECTIVE PHOTO EYE
Enhanced retro-reflective photo eye now with wider beam, engineered to stay aligned; max. range: 50 ft.



LMRRUL


SAFETY ADD-ONS:

MONITORED THROUGH-BEAM PHOTO EYES
Enhanced through-beam now with wider beam for high performance in most environments; max. range: 90 ft.



LMTBUL

MONITORED WIRELESS EDGE KIT
Low-energy Bluetooth® connection between a LiftMaster Monitored Resistive Edge and the gate operator; max. range: 130 ft.**



LMWEKITU


MONITORED SAFETY ENTRAPMENT EDGES
Full line of Small, Large and Wraparound Profile Edges that sense obstructions.



EDGES


TOTAL SOLUTION ACCESSORIES:

WIRELESS COMMERCIAL KEYPAD
Provides constant pressure override to control gate operator if safety devices fault yet are free of obstructions. Hold Open/Party Pass enabled with gate operator firmware 4.2 or higher.




KPPWS

PLUG-IN LOOP DETECTOR
Prevents the gate from closing on a vehicle in the path; power efficient for maximum cycles on Battery Backup.



LOOPDETLM

INTERNET GATEWAY
Connects myQ-enabled gate operators to the Internet and enables control through the myQ App.



828LM

**Wireless kit for up to 4 transmitters and 2 resistive edges per transmitter.

MASTERFUL ENGINEERING.

MECHANICS

- 12VDC Continuous-Duty Motor
- **Wormgear Reduction:** Precision-Machined All-Metal Gear Drive

POWER

- **Solar-Powered, Ultra-Reliable System** Delivers Power When and Where You Need It (LMRRUL/LMTBUL Heater Option Not Recommended for Solar Applications)
- **Accessory Power:** 24VDC 500mA Output

COMMERCIAL-GRADE DESIGN

- **Housing:** Commercial-Duty Cast Aluminum
- **UL® Usage Classification:** I, II, III and IV
- **Weights:**
Actuator Arm: 19 lbs.
Standard Control Box: 13 lbs.
(Includes [2] 7Ah Batteries)




LA412CONTUL



LA412DC

RECOMMENDED CAPACITIES



XLSOLARCONTUL [NOT INCLUDED]
21.00" x 17.22" x 6.19"

TEMPERATURE SPECIFICATIONS
-4°F (-20°C) to 140°F (60°C)

GATE TRAVEL SPEED
Opens 90° in 23–24 Seconds

STANDARD FEATURES.

SYNCHRONIZED CLOSE

- Simultaneously Closes Gates

MONITORED SAFETY INPUTS

- 3 Main Board, 3 Optional Expansion Board

SECURITY+ 2.0® ON-BOARD RADIO RECEIVER

- Up to 50 Remote Controls
(Unlimited with 811LMX/813LMX)

LED DIAGNOSTIC DISPLAY

- Simplifies Installation and Troubleshooting

HOMELINK® COMPATIBLE

- Version 4.0 or Higher*



WITH OPTIONAL EXPANSION BOARD ONLY

QUICK CLOSE

- Closes the Gate Immediately After a Vehicle Pulls Off the Interrupt Loop

ANTI-TAILGATE

- Prevents Unauthorized Access

SUPPORT.



For Support Tools and Training Videos, Visit LiftMasterTraining.com

For More Information on Gate Operators, Visit LiftMaster.com/UL325Gates

To Find the Right Perimeter Access Solution for You, Visit LiftMaster.com/Solution-Generator



Sales Support: **800.282.6225**
Technical Support Center: **800.528.2806**
To Order: **800.323.2276**

*May require an external adapter depending on the model and year of your vehicle. Visit HomeLink.com for additional information.

